





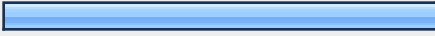

Parent Impact Survey FY08-09

| 1. Program Name | | | |
|-----------------------------|--|--------------------------|----------------|
| | | Response Percent | Response Count |
| Art Trunks | | 0.0% | 0 |
| Autism | | 0.0% | 0 |
| Native Circles | | 0.0% | 0 |
| Care Management Services | | 0.0% | 0 |
| Early-In Blended Classrooms | | 0.0% | 0 |
| Early Intervention Team | | 0.0% | 0 |
| Easter Seals UCP | | 0.0% | 0 |
| FTCC ECEC | | 0.0% | 0 |
| MotheRead | | 0.0% | 0 |
| More At Four | | 0.0% | 0 |
| Read to Me | | 0.0% | 0 |
| Teens N Tots |  | 100.0% | 23 |
| | | <i>answered question</i> | 23 |
| | | <i>skipped question</i> | 0 |

| 2. Are you aware that because of Smart Start funds, PFC makes this program available? | | | |
|---|-------------------|--------------------------|----------------|
| | Yes | No | Response Count |
| aware that SS funds PFC? | 100.0% (6) | 0.0% (0) | 6 |
| | | <i>answered question</i> | 6 |
| | | <i>skipped question</i> | 17 |

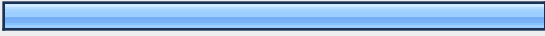

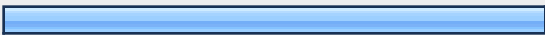


| 3. Are you aware that because of Smart Start funds, PFC makes this program available? | | | |
|---|--------------------------|-----------|----------------|
| | Yes | No | Response Count |
| first time using program? | 80.0% (4) | 20.0% (1) | 5 |
| | <i>answered question</i> | | 5 |
| | <i>skipped question</i> | | 18 |


| 4. How did you find out about it? | | | |
|-----------------------------------|---|------------------|----------------|
| | | Response Percent | Response Count |
| referral |  | 40.0% | 2 |
| local pub |  | 20.0% | 1 |
| internet | | 0.0% | 0 |
| radio/tv | | 0.0% | 0 |
| phone book | | 0.0% | 0 |
| FFG | | 0.0% | 0 |
| Other (please specify) |  | 40.0% | 2 |
| | <i>answered question</i> | | 5 |
| | <i>skipped question</i> | | 18 |

| 5. How long after first contact did you enter program? | | | |
|--|---|------------------|----------------|
| | | Response Percent | Response Count |
| Within 1 week |  | 66.7% | 4 |
| within 1 month |  | 33.3% | 2 |
| more than 1 month | | 0.0% | 0 |
| | <i>answered question</i> | | 6 |
| | <i>skipped question</i> | | 17 |

| 6. because of this program, you: | | | | | | | |
|---|--------------------------|-------------------|-----------|----------|-------------------|----------------|----------------|
| | strongly agree | agree | unsure | disagree | strongly disagree | Rating Average | Response Count |
| are more competent | 83.3% (5) | 16.7% (1) | 0.0% (0) | 0.0% (0) | 0.0% (0) | 1.17 | 6 |
| are more confident | 39.1% (9) | 30.4% (7) | 21.7% (5) | 4.3% (1) | 4.3% (1) | 2.04 | 23 |
| choose activities to help child learn more often | 30.4% (7) | 56.5% (13) | 4.3% (1) | 4.3% (1) | 4.3% (1) | 1.96 | 23 |
| use better ways to handle child's behavior | 39.1% (9) | 30.4% (7) | 17.4% (4) | 8.7% (2) | 4.3% (1) | 2.09 | 23 |
| understand the importance for your child to have regular medical checkups | 47.8% (11) | 39.1% (9) | 0.0% (0) | 8.7% (2) | 4.3% (1) | 1.83 | 23 |
| have learned ways to make your home safe for your child | 43.5% (10) | 47.8% (11) | 0.0% (0) | 4.3% (1) | 4.3% (1) | 1.78 | 23 |
| feel your child will be better prepared to enter kindergarten | 100.0% (6) | 0.0% (0) | 0.0% (0) | 0.0% (0) | 0.0% (0) | 1.00 | 6 |
| | answered question | | | | | | 23 |
| | skipped question | | | | | | 0 |




| 7. Please rate the program on the following: | | | | | | |
|--|--------------------------|-----------|-----------|----------|----------------|----------------|
| | excellent | good | fair | poor | Rating Average | Response Count |
| understand of children's developmental needs | 100.0% (6) | 0.0% (0) | 0.0% (0) | 0.0% (0) | 1.00 | 6 |
| family friendliness | 100.0% (6) | 0.0% (0) | 0.0% (0) | 0.0% (0) | 1.00 | 6 |
| willingness to share information openly | 83.3% (5) | 16.7% (1) | 0.0% (0) | 0.0% (0) | 1.17 | 6 |
| accessibility of technical assistance | 50.0% (3) | 33.3% (2) | 16.7% (1) | 0.0% (0) | 1.67 | 6 |
| customer service | 66.7% (4) | 33.3% (2) | 0.0% (0) | 0.0% (0) | 1.33 | 6 |
| | answered question | | | | | 6 |
| | skipped question | | | | | 17 |

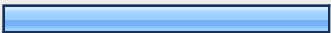

| 8. based on child's participation, their skills have improved in the following areas: | | | | |
|---|--|-------|--------------------------|----------------|
| | | | Response Percent | Response Count |
| gross motor |  | 83.3% | 5 | |
| fine motor |  | 83.3% | 5 | |
| language |  | 83.3% | 5 | |
| cognitive |  | 50.0% | 3 | |
| social skills |  | 83.3% | 5 | |
| don't know or n/a | | 0.0% | 0 | |
| | | | answered question | 6 |
| | | | skipped question | 17 |

| 9. does your child have ifp/ifsp? | | | | |
|-----------------------------------|--|--------|--------------------------|----------------|
| | | | Response Percent | Response Count |
| yes | | 0.0% | 0 | |
| no |  | 100.0% | 5 | |
| | | | answered question | 5 |
| | | | skipped question | 18 |

| 10. you read or shared stories, sang, played/listened to music or played games with your child... | | | | | | | |
|---|-----------------------|------------------|------------------|--------------------------|----------------|--------------------------|-----------|
| | 1 time a week or less | 2-3 times a week | 4-5 times a week | more than 5 times a week | Rating Average | Response Count | |
| before participating in this program | 20.0% (4) | 30.0% (6) | 20.0% (4) | 30.0% (6) | 2.60 | 20 | |
| at this time (after participation) | 15.0% (3) | 20.0% (4) | 20.0% (4) | 45.0% (9) | 2.95 | 20 | |
| | | | | | | answered question | 20 |
| | | | | | | skipped question | 3 |

| 11. Please answer yes or no to the following: | | | | |
|--|--------------------------|-----------|----------------|----------------|
| | yes | no | Rating Average | Response Count |
| were you referred to another agency or resource by this program? | 100.0% (6) | 0.0% (0) | 1.00 | 6 |
| did you contact this agency/resource? | 66.7% (4) | 33.3% (2) | 1.33 | 6 |
| | <i>answered question</i> | | | 6 |
| | <i>skipped question</i> | | | 17 |

| 12. how long after contact did you use the service? | | | | |
|---|---|--|------------------|----------------|
| | | | Response Percent | Response Count |
| within one week |  | | 66.7% | 4 |
| within one month |  | | 16.7% | 1 |
| more than one month | | | 0.0% | 0 |
| did not use |  | | 16.7% | 1 |
| | <i>answered question</i> | | | 6 |
| | <i>skipped question</i> | | | 17 |

| 13. if you chose not to use the service, why? | | | | |
|---|---|--|------------------|----------------|
| | | | Response Percent | Response Count |
| too busy | | | 0.0% | 0 |
| too hard to get into program |  | | 50.0% | 1 |
| didn't fit my needs |  | | 50.0% | 1 |
| Other (please specify) | | | 0.0% | 0 |
| | <i>answered question</i> | | | 2 |
| | <i>skipped question</i> | | | 21 |

| 14. are you aware of: | | | | |
|-----------------------|--------------------------|-----------|----------------|----------------|
| | yes | no | Rating Average | Response Count |
| more at four | 100.0% (6) | 0.0% (0) | 1.00 | 6 |
| OFRC | 100.0% (6) | 0.0% (0) | 1.00 | 6 |
| PFC CCR&R | 83.3% (5) | 16.7% (1) | 1.17 | 6 |
| FFG | 100.0% (6) | 0.0% (0) | 1.00 | 6 |
| | <i>answered question</i> | | | 6 |
| | <i>skipped question</i> | | | 17 |