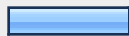







2008-09 Provider Impact Survey

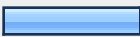




| 1. program name? | | | |
|---------------------------|--|--------------------------|----------------|
| | | Response Percent | Response Count |
| art trunks | | 0.0% | 0 |
| CCS core | | 0.0% | 0 |
| Early in program outreach | | 0.0% | 0 |
| FTCC ECEC | | 0.0% | 0 |
| FSU outdoors | | 0.0% | 0 |
| ITSC | | 0.0% | 0 |
| Kindermusik | | 0.0% | 0 |
| R&D | | 0.0% | 0 |
| Read to Me | | 100.0% | 111 |
| | | <i>answered question</i> | 111 |
| | | <i>skipped question</i> | 0 |

| 2. Are you aware that SS funds PFC? | | | |
|-------------------------------------|--|--------------------------|----------------|
| | | Response Percent | Response Count |
| Yes | | 94.4% | 101 |
| No | | 5.6% | 6 |
| | | <i>answered question</i> | 107 |
| | | <i>skipped question</i> | 4 |

| 3. Please choose the answer that is most appropriate | | | | | |
|---|--------------------------|----------|------------|----------------|----------------|
| | yes | no | n/a | Rating Average | Response Count |
| gained knowledge | 97.2% (106) | 1.8% (2) | 0.9% (1) | 1.04 | 109 |
| gained networking opp | 87.0% (94) | 3.7% (4) | 9.3% (10) | 1.22 | 108 |
| increased awareness | 98.2% (107) | 1.8% (2) | 0.0% (0) | 1.02 | 109 |
| are more confident | 98.2% (107) | 0.9% (1) | 0.9% (1) | 1.03 | 109 |
| are more competent | 98.1% (106) | 0.9% (1) | 0.9% (1) | 1.03 | 108 |
| feel better able to prepare child for kinder | 87.0% (94) | 0.9% (1) | 12.0% (13) | 1.25 | 108 |
| will refer other people to services | 93.5% (101) | 0.9% (1) | 5.6% (6) | 1.12 | 108 |
| will implement changes that will decrease barriers for families | 66.3% (69) | 2.9% (3) | 30.8% (32) | 1.64 | 104 |
| will enhance or make improvements to your program | 91.6% (98) | 4.7% (5) | 3.7% (4) | 1.12 | 107 |
| will work collaboratively with other key providers | 87.5% (91) | 2.9% (3) | 9.6% (10) | 1.22 | 104 |
| | answered question | | | | 111 |
| | skipped question | | | | 0 |

| 4. your work affiliation | | | |
|---------------------------------------|--|------------------|----------------|
| | | Response Percent | Response Count |
| PFC program |  | 18.2% | 18 |
| CC provider/assistant dir./dir./owner |  | 83.8% | 83 |
| community-based org |  | 4.0% | 4 |
| faith-based org |  | 7.1% | 7 |
| | answered question | | 99 |
| | skipped question | | 12 |

| 5. What best describes your facility? | | | |
|---------------------------------------|--|--------------------------|----------------|
| | | Response Percent | Response Count |
| home |  | 9.3% | 8 |
| center |  | 90.7% | 78 |
| | | <i>answered question</i> | 86 |
| | | <i>skipped question</i> | 25 |

| 6. What is the star rating of your facility? | | | |
|--|---|--------------------------|----------------|
| | | Response Percent | Response Count |
| 1 star |  | 20.7% | 19 |
| 3 star |  | 53.3% | 49 |
| 5 star | | 0.0% | 0 |
| no license | | 0.0% | 0 |
| 2 star |  | 18.5% | 17 |
| 4 star |  | 5.4% | 5 |
| gs-110 | | 0.0% | 0 |
| temp license |  | 3.3% | 3 |
| | | <i>answered question</i> | 92 |
| | | <i>skipped question</i> | 19 |

| 7. first time using program? | | | |
|------------------------------|--|------------------|----------------|
| | | Response Percent | Response Count |
| yes | | 40.9% | 45 |
| no | | 59.1% | 65 |
| answered question | | | 110 |
| skipped question | | | 1 |

| 8. Rate the program on the following: | | | | | | |
|---------------------------------------|-------------------|-----------|----------|----------|----------------|----------------|
| | excellent | good | fair | poor | Rating Average | Response Count |
| appropriateness of TA | 91.5% (97) | 8.5% (9) | 0.0% (0) | 0.0% (0) | 1.08 | 106 |
| accessibility of TA | 90.6% (96) | 9.4% (10) | 0.0% (0) | 0.0% (0) | 1.09 | 106 |
| quality of service | 90.7% (98) | 8.3% (9) | 0.9% (1) | 0.0% (0) | 1.10 | 108 |
| customer service | 91.4% (96) | 7.6% (8) | 1.0% (1) | 0.0% (0) | 1.10 | 105 |
| answered question | | | | | | 108 |
| skipped question | | | | | | 3 |

| 9. rate helpfulness | | | | | | |
|--------------------------|--------------------------|------------|----------|-------------------|----------------|----------------|
| | very | somewhat | not | n/a | Rating Average | Response Count |
| FMOA: art trunks | 33.3% (27) | 14.8% (12) | 1.2% (1) | 50.6% (41) | 2.69 | 81 |
| Kindermusik | 23.1% (18) | 9.0% (7) | 6.4% (5) | 61.5% (48) | 3.06 | 78 |
| read to me | 96.2% (100) | 1.0% (1) | 0.0% (0) | 2.9% (3) | 1.10 | 104 |
| PFC cc provider training | 60.7% (54) | 5.6% (5) | 1.1% (1) | 32.6% (29) | 2.06 | 89 |
| PFC ccr&r | 48.3% (42) | 8.0% (7) | 2.3% (2) | 41.4% (36) | 2.37 | 87 |
| FFG | 38.1% (32) | 11.9% (10) | 3.6% (3) | 46.4% (39) | 2.58 | 84 |
| MAF | 51.2% (44) | 7.0% (6) | 4.7% (4) | 37.2% (32) | 2.28 | 86 |
| PFC website | 32.1% (26) | 12.3% (10) | 3.7% (3) | 51.9% (42) | 2.75 | 81 |
| PDCC | 31.7% (26) | 7.3% (6) | 7.3% (6) | 53.7% (44) | 2.83 | 82 |
| QIG | 36.1% (30) | 10.8% (9) | 4.8% (4) | 48.2% (40) | 2.65 | 83 |
| PFC library | 56.8% (50) | 11.4% (10) | 1.1% (1) | 30.7% (27) | 2.06 | 88 |
| resource teachers | 50.0% (44) | 9.1% (8) | 1.1% (1) | 39.8% (35) | 2.31 | 88 |
| WAGE\$ | 44.8% (39) | 11.5% (10) | 5.7% (5) | 37.9% (33) | 2.37 | 87 |
| | answered question | | | | | 107 |
| | skipped question | | | | | 4 |