





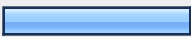

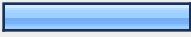
Parent Impact Survey FY08-09

1. Program Name			
		Response Percent	Response Count
Art Trunks		0.0%	0
Autism		100.0%	8
Native Circles		0.0%	0
Care Management Services		0.0%	0
Early-In Blended Classrooms		0.0%	0
Early Intervention Team		0.0%	0
Easter Seals UCP		0.0%	0
FTCC ECEC		0.0%	0
MotheRead		0.0%	0
More At Four		0.0%	0
Read to Me		0.0%	0
Teens N Tots		0.0%	0
		answered question	8
		skipped question	0

2. Are you aware that because of Smart Start funds, PFC makes this program available?			
	Yes	No	Response Count
aware that SS funds PFC?	50.0% (4)	50.0% (4)	8
		answered question	8
		skipped question	0







3. Are you aware that because of Smart Start funds, PFC makes this program available?			
	Yes	No	Response Count
first time using program?	62.5% (5)	37.5% (3)	8
	<i>answered question</i>		8
	<i>skipped question</i>		0



4. How did you find out about it?			
		Response Percent	Response Count
referral		62.5%	5
local pub		0.0%	0
internet		0.0%	0
radio/tv		0.0%	0
phone book		0.0%	0
FFG		12.5%	1
Other (please specify)		25.0%	2
	<i>answered question</i>		8
	<i>skipped question</i>		0

5. How long after first contact did you enter program?			
		Response Percent	Response Count
Within 1 week		28.6%	2
within 1 month		42.9%	3
more than 1 month		28.6%	2
	<i>answered question</i>		7
	<i>skipped question</i>		1

6. because of this program, you:							
	strongly agree	agree	unsure	disagree	strongly disagree	Rating Average	Response Count
are more competent	25.0% (2)	50.0% (4)	25.0% (2)	0.0% (0)	0.0% (0)	2.00	8
are more confident	25.0% (2)	50.0% (4)	25.0% (2)	0.0% (0)	0.0% (0)	2.00	8
choose activities to help child learn more often	25.0% (2)	50.0% (4)	25.0% (2)	0.0% (0)	0.0% (0)	2.00	8
use better ways to handle child's behavior	25.0% (2)	25.0% (2)	50.0% (4)	0.0% (0)	0.0% (0)	2.25	8
understand the importance for your child to have regular medical checkups	37.5% (3)	50.0% (4)	12.5% (1)	0.0% (0)	0.0% (0)	1.75	8
have learned ways to make your home safe for your child	37.5% (3)	25.0% (2)	37.5% (3)	0.0% (0)	0.0% (0)	2.00	8
feel your child will be better prepared to enter kindergarten	25.0% (2)	37.5% (3)	37.5% (3)	0.0% (0)	0.0% (0)	2.13	8
	answered question						8
	skipped question						0



7. Please rate the program on the following:						
	excellent	good	fair	poor	Rating Average	Response Count
understand of children's developmental needs	75.0% (6)	12.5% (1)	12.5% (1)	0.0% (0)	1.38	8
family friendliness	62.5% (5)	25.0% (2)	12.5% (1)	0.0% (0)	1.50	8
willingness to share information openly	75.0% (6)	25.0% (2)	0.0% (0)	0.0% (0)	1.25	8
accessibility of technical assistance	75.0% (6)	12.5% (1)	12.5% (1)	0.0% (0)	1.38	8
customer service	62.5% (5)	37.5% (3)	0.0% (0)	0.0% (0)	1.38	8
	answered question					8
	skipped question					0

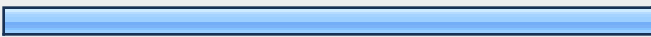
8. based on child's participation, their skills have improved in the following areas:				
			Response Percent	Response Count
gross motor			14.3%	1
fine motor			42.9%	3
language			57.1%	4
cognitive			42.9%	3
social skills			57.1%	4
don't know or n/a			28.6%	2
			<i>answered question</i>	7
			<i>skipped question</i>	1

9. does your child have ifp/ifsp?				
			Response Percent	Response Count
yes			62.5%	5
no			37.5%	3
			<i>answered question</i>	8
			<i>skipped question</i>	0

10. you read or shared stories, sang, played/listened to music or played games with your child...						
	1 time a week or less	2-3 times a week	4-5 times a week	more than 5 times a week	Rating Average	Response Count
before participating in this program	0.0% (0)	25.0% (2)	12.5% (1)	62.5% (5)	3.38	8
at this time (after participation)	0.0% (0)	12.5% (1)	12.5% (1)	75.0% (6)	3.63	8
					<i>answered question</i>	8
					<i>skipped question</i>	0

11. Please answer yes or no to the following:				
	yes	no	Rating Average	Response Count
were you referred to another agency or resource by this program?	12.5% (1)	87.5% (7)	1.88	8
did you contact this agency/resource?	100.0% (3)	0.0% (0)	1.00	3
	<i>answered question</i>			8
	<i>skipped question</i>			0

12. how long after contact did you use the service?				
			Response Percent	Response Count
within one week			66.7%	2
within one month			33.3%	1
more than one month			0.0%	0
did not use			0.0%	0
	<i>answered question</i>			3
	<i>skipped question</i>			5

13. if you chose not to use the service, why?				
			Response Percent	Response Count
too busy			0.0%	0
too hard to get into program			0.0%	0
didn't fit my needs			0.0%	0
Other (please specify)			100.0%	1
	<i>answered question</i>			1
	<i>skipped question</i>			7

14. are you aware of:				
	yes	no	Rating Average	Response Count
more at four	57.1% (4)	42.9% (3)	1.43	7
OFRC	57.1% (4)	42.9% (3)	1.43	7
PFC CCR&R	0.0% (0)	100.0% (7)	2.00	7
FFG	42.9% (3)	57.1% (4)	1.57	7
	<i>answered question</i>			7
	<i>skipped question</i>			1